WAM 500 D

Byron Station

Brandon Thomison

Programmable Setpoint Thresholds

Green LED Display

Red LED Display

Status | General | Actions | Internal Detector | External Detector

Detector Control

☑ Enabled

Rate Threshold 1 (mrem/h)	80
Rate Threshold 2 (mrem/h)	800
Average Window (s)	5

Status | General | Actions | Internal Detector | External Detec

Threshold Actions

	Internal Detector		
	Normal	Threshold 1	Threshold 2
Green LED	☑	☐	☐
Red LED	☐	☑	☑
Flash LED	☐	☐	☑
Sounder	☐	☐	☐
Relay 1	☐	☐	☐
Relay 2	☐	☐	☐

Mounting Options

Magnets

Vertical mount for narrow I-Beams

Mounting Options

Scaffold/Hand Rail Clamp

Attached to Stanchion

Mounting Options

Steel Banding

Velcro Straps



30 Day WAM 500D



- 46 WAM 500 Ds
  - Installed in 26 spaces near higher dose rate locations
    - RH HX Rooms
    - CV/SI Pump Rooms
    - CV Letdown HX Rooms
    - U1/2 Penetration Area General Areas
    - Aux Building Floor Drain Lines

- WAMs can be displayed in Digital Plant Viewer (DPV)

- H3D Gamma Camera utilized to identify areas with elevated dose rates
    - Streaming identified through grating under feet and not over the top of the shielding.

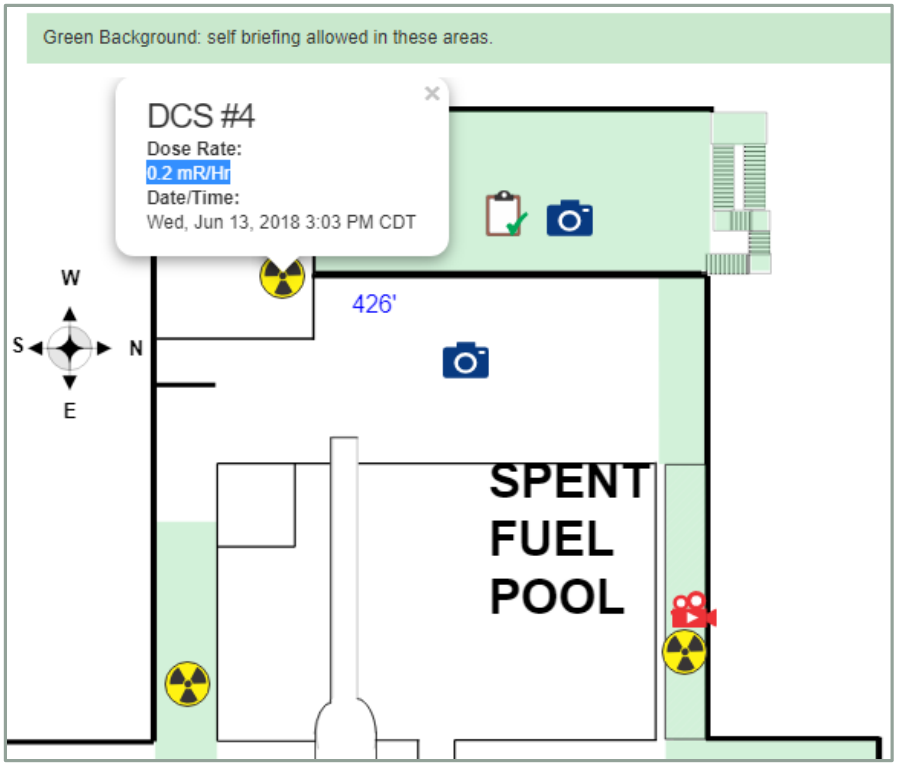



Uses

- At power CNMT entries
  - MIDS Unit/Seal Table Room
- DCS campaign
  - Overhead Crane Basket, JLG Baskets, Handrail around Dry Cask Pit, LDWA. (Helped Byron achieve record low cask of 40 mrem)
- Chemistry sample points
- Resin Transfers
  - Radwaste piping and G.A.
  - Aux Building piping
  - WZ Strainer general area
- WO chillers near Failed Fuel Monitors
- VC/VS X-Tie mod near WF lines
- RCP Motor Swap
- S/G Platform General Areas
- G.A. walkways with elevated dose rates
- Refuel Machine Bridge
- Blue Tool Room WE Sump Piping
- Base Point data trending